

## Product Information

**Product Description:**

TB550 Polyurethane Enamel 2.8 VOC High Gloss - 70% Binder and 30% Color Toner. A two-component, Polyurethane Enamel formulated to give outstanding gloss, depth, chemical resistance and durability. Specially developed for Industrial OEM and aftermarket repair industry. Air-dry and force dry capabilities. Also provides excellent UV protection. This product is recommended for use where 2.8 VOC is required.

**Substrates:** Properly prepared Steel and Aluminum substrates and sprayed with Epoxy Primer: FP420/423 Epoxy Primer/Sealer (wet on wet or sanded)  
 Other: Solvent resistant surfaces, cleaned/sanded/hardened original and cured coatings.

**Preparation:**

Dry Sanding Coating: VIM Primer/existing finishes: P320 – P360  
 Steel surface Preparation: Abrasive blast to SSPC and NACE recommendation with a uniform blast profile of 0.7 to 2.0mil (20-50µm)  
 Galvanized: Sweep Blasting recommended











**Note:** The layer thickness of the Primer should be three (3) times more than the grade of the shot blasted surface. (More Detailed information go-to Preparation and Pre-treatment at [www.valsparindustrialmix.com](http://www.valsparindustrialmix.com))

**Cleaning:** Surface must be dry and free from any contamination, e.g. oil, grease, release agents. Use only approved cleaning products per your local regulations. (More Detailed information go-to cleaning processes at [www.valsparindustrialmix.com](http://www.valsparindustrialmix.com))

**Physical Data:**

RTS REGULATORY DATA	4:1		4:1 +25%	
	(No Reduction)		(Exempt Reducer)	
	LBS/GAL	g/L	LBS/GAL	g/L
Actual VOC	2.8 Max.	340 Max.	2.55 Max.	306 Max.
Regulatory VOC (less water and exempt solvents)	2.8 Max.	340 Max.	2.8 Max.	340 Max.
Density	8 - 12	960 - 1440	8 - 12	960 - 1440
	WT.%	VOL.%	WT.%	VOL.%
Total Volatile Content	20 - 50	30 - 55	20 - 50	30 - 55
Water Content	0	0	0	0
Exempt Compound Content	0 - 10	0 - 10	10 - 30	10 - 25
<b>Physical properties:</b>				
Chemical base	Polyurethane	Coverage (sq ft - DFT)	Approx. 944sq ft / 1.0mil	
Density lbs/gal (kg/l)	8.36 lbs/gal (1.0 kg/L)	Gloss	High gloss 90GU/20°	
Volume solids (%)	58%	Color	Binder Transparent	
Weight Solids (%)	64%	Temperature Stability	Dry Heat up to 284°F/140°C	
Flash point	20°F (-7.0°C)	Processing temperature	50 – 104°F (+10°C - 40°C)	
Pot life / 77°F (+25°C)	Approx. 2 - 3 hours	Humidity	Until 80% R.H.	
Shelf life	Min. 24 month under normal storage conditions and unopened tins			

## Application Data

	<b>Cleaning:</b> Use only approved products per your local regulations	Primed or existing finishes – Valspar 155 Surface Cleaner or 170 AquaClean Low VOC WaterBase or AD680 Water Based Cleaner must be cleaned, dry and free from any contamination, e.g. oil, grease	
	<b>Preparation:</b>	<b>Dry sanding coating:</b>	VIM Primer/Existing finishes P320 – P360
		<b>Galvanized:</b>	Sweep blasting recommended
		<b>Abrasive blast:</b>	with a uniform blast profile of 0.7 to 2mil (20-50µm)
	<b>Before using:</b> The product must be shaken before adding the Color Toners and thoroughly stirred directly after the Activator and Reducer have been added.		
	<b>Mixing ratio with Color Toner:</b> (By Volume)	TB550 Polyurethane Enamel 2.8 VOC High Gloss CT Range of VIM Color Toners (For mixing formula's see Collision Core Color)	70 parts 30 parts
	<b>Mixing stick:</b> Use the mixing stick <b>M2 4:1</b> (74-202=3:1/4:1) or <b>M6</b> (74-206 standard) / <b>M7</b> (74-207 large) Universal cm-stick		
	<b>Low VOC:</b> If used as instructed, this product is designet to comply with Voatile Organic Compound (VOC) Standards in low-VOC jurisdictions, for Automobile Refinish Coatings. Confirm compliance with state and local air quality rules before use. <b>US National Rule + Canada:</b> If used as instructed, this product is designed to comply with the US and Canadian National Volatile Organic Compound (VOC) Emission Standards for Automobile Refinish Coatings. Confirm compliance with state and local air quality rules before use. <b>Component:</b> Use component as instructed per Valspar guidelines. Verify that intended end use of component is in compliance with state and local air quality rules before use.		
	<b>Mixing Ratio with Activator:</b> (by Volume)	TB550 Polyurethane Enamel 2.8 VOC High Gloss AU540 Polyurethane Activator - (National Rule) AU544 Polyurethane Activator - (Low VOC)	4 parts 1 part
	<b>and with Reducer:</b>	RE6x0 Exempt Reducer (RE670/680/690) (Rx670 Fast / 680 Medium / 690 Slow)	+0-25%
	<b>Faster process of drying:</b>	AA600 Accelerator	+3-5%
	<b>Viscosity:</b> 20 – 26 sec. (DIN4/68°F/20°C)		
	<b>Gun set up:</b> Gravity Feed Siphon Feed HVLP (Gravity Feed) Pressure Pot Airless / and with air support Atomizing Air Pressure	<b>Nozzle / Tip Size:</b> 1.3 – 1.5 mm 1.6 – 1.8 mm 1.3 – 1.5 mm 1.1 – 1.4 mm 0.009" – 0.011"	<b>Air Pressure:</b> 35-40 psi (2.5-2.8 bar) 35-45 psi (2.5-3.1 bar) 30 psi (2.0 bar) <b>Inlet Air</b> 35-40 psi (2.5-2.8 bar) 2500-3000 psi ( until 200 bar) 55-65 psi (1.5-4.5 bar)
	Airless - metallic application:	Follow the instructions on our TDS: TB550-R	
	<b>Application:</b>	<b>Option 1:</b> ½ coat – followed by 1 full wet coat	<b>Option 2:</b> 2 medium/full wet coats
	<b>Recommended Film Thickness:</b>	1.6 – 2.1mil DFT (25 – 50µm)	2.1 – 2.7mil DFT (50 – 80µm)

	<b>Clean up:</b> (check the local regulations!)	RS6x0 Reducer Solvent or RE6x0 Exempt Reducer	
	<b>Flash between coats at 77°F/25°C:</b>	<b>Option 1:</b> N/A	<b>Option 2:</b> 10 – 15 minutes or until previous coat is non stringing
	<b>Before baking at 77°F/25°C:</b>	10 minutes	10 minutes
	<b>Air-dry at 77°F/25°C:</b> (DFT dependent)	<b>Tack Free:</b> 2 hour <b>To Tape:</b> 6 hours <b>To Recoat:</b> 16 hours (overnight)	
	<b>Force-dry at 140 – 158°F:</b> (60°C – 70°C)	30 minutes 140°F/60°C object temperature	
	<b>IR-Dry</b>	12 – 15 minutes The panel must not reach a temperature above 194°F/90°C.	
	<b>Use suitable respiratory protection (the use of fresh air supply respirator recommended).</b>		
	<b>Polish:</b>	Dust and minor imperfections can be polished out after the stated air-dry times have been reached, or after a full bake at 60°C object temperature, followed by a cool down of the object to ambient temperature. Before polishing, make sure the surface is well cured. Follow the instructions of the polish manufacture.	
	<p><b>Precautions:</b> During application all health and safety measures referring to the use and handling of coating materials are to be observed, e. g. existing regulations issued by the trade associations in the Chemical Industry. For Health and Safety information please refer the Material Safety Datasheet (MSDS). Information also available at <a href="http://www.valsparindustrialmix.com">www.valsparindustrialmix.com</a></p> <p><b>Note:</b> The products listed are intended only for the professional user and for professional use. All recommendations in words and writing given on the use of our products to customers or users are not binding and do not give reasons for secondary obligations resulting from the bill of sale. Every care is taken to ensure that the technical information provided is accurate and up to date according to the present state of knowledge in science and our experience. These recommendations do not, however, exempt the customer from autonomously checking whether our products are suitable for the intend purpose. The durability of the coating system largely depends on the thorough preparation of the surface. Furthermore our universal terms of delivery and payment are applicable.</p> <p>With the publication of this Technical Data Sheet all previous versions regarding this product are no longer valid.</p>		

If used as instructed, this product is designed to comply with the US National Volatile Organic Compound (VOC) Emission Standard for Automobile Refinish Coatings. Confirm compliance with state and local air quality rules before use. The data on this sheet represent typical values. Since application variables are a major factor in product performance, this information should serve only as a general guide. Valspar assumes no obligation or liability for use of this information. **UNLESS VALSPAR AGREES OTHERWISE IN WRITING, VALSPAR MAKES NO WARRANTIES, EXPRESS OR IMPLIED, AND DISCLAIMS ALL IMPLIED WARRANTIES INCLUDING WARRANTIES OF MERCHANTABILITY OR FITNESS FOR A PARTICULAR USE OR FREEDOM FROM PATENT INFRINGEMENT. VALSPAR WILL NOT BE LIABLE FOR ANY SPECIAL, INCIDENTAL OR CONSEQUENTIAL DAMAGES.** Your only remedy for any defect in this product is the replacement of the defective product, or a refund of its purchase price, at our option.