

Product Information

Product Description:

CC700 Clear Coat Anti-Graffiti is a two component Polyurethane Clear Coat designed to give excellent flow, distinctness of image (DOI), durability and graffiti resistance. CC700 is used for Industrial OEM and aftermarket repairs with excellent air and force-dry capabilities. CC700 creates a protective barrier against Graffiti.

Preparation:

For more detailed information go-to TI-Substrate and Pre-treatment on Color Retrieval System (CRS) or website www.valsparindustrialmix.com.

Substrates:

Surfaces coated with Topcoat: TB500/510/520/540/TW518/TY518

Possible for wet on wet after first Phase drying (1 – 24 hours) depending on the topcoat use

Dry sanding: P320 – P400 (Please, check and change abrasive paper regularly as required)
 Scuffing: Scuff pad (grey or gold)
 Wet sanding: P400 – P800

Cleaning:

Surface must be dry and free from any contamination, e.g. oil, grease, release agents. Use AD690 Degreaser Solvent Based.

Material Description: CC700






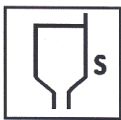


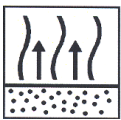

Application Method	Minimum DFT μm	Maximum DFT μm	Minimum WFT μm	Maximum WFT μm *
Spraying equipment (not-including airless/airmix)	45 μm	60 μm	50 μm	80 μm






* Higher thicknesses possible if given extended drying times

Physical properties:

Chemical base	Polyurethane
Density (kg/l)	1,051 (Binder)
Volume solids (%)	37.0%
Weight Solids (%)	55%
Flash point	30.5°C
Pot life (+20°C)	Approx. 4 hours
Shelf life	Min. 24 month under normal storage conditions and unopened tins
Coverage (m ²)	Approx. 9.5m ² 40 μm (DFT)
Gloss	High Gloss >90 GU/60°
Color	Transparent
Temperature Stability	Dry Heat up to 140°C
VOC (g/l)	Max. 520g/l see CRS (VOC: 2004/42/IIB(d)420g/l)
Processing temperature	+10°C till max. +40°C, max. Humidity 85%

Application Data

 	Preparation/ Cleaning:	All surfaces must be properly sanded and cleaned Dry sanding: P320 – P400 Scuffing: Scuff pad (grey or gold) Wet sanding: P400 – P800 Cleaning: AD690 Degreaser Solvent Based Surface must be dry and free from any contamination, e.g. oil, grease		
	Handling:	Before use/spraying: 1. Mix mechanically (paint shaker/ mechanical stirrer) 2. Add Activator and Reducer 3. Stir this mixture well with a mixing stick or a (pneumatic) stirrer		
	Mixing ratio with Activator and Reducer: (By volume)	CC700 Clear Coat Anti-Graffiti AU570 PU Activator (for Clear Coat) RS603 Universal Reducer Fast or RS605 Universal Reducer Medium or RS607 Universal Reducer Slow or RS609 Universal Reducer Ultra Slow	2 parts 1 part add 10 – 20%	
	Mix stick:	Use the Mixing stick M1 2:1 (74-201 = 1:1/2:1) or M6 Universal cm-stick (74-206 standard) / M7 (74-207 large)		
	Faster process of drying:	AA600 Accelerator	+ 3%	
	Viscosity: 18 – 24 sec. (DIN4/20°C)			
	Gravity or Suction Feed: Nozzle set Spray gun “High pressure” Spray gun “Reduce pressure” HVLP (Air cap pressure) Airless/Airmix Pressure Pot	1.3 – 1.5 mm 3.0 – 4.5 bar (42 – 65 psi) 1.5 – 2.5 bar (21 – 36 psi) 0.7 bar (10 psi) maximum Not recommended 1.0 – 1.3mm		
	Application: Film Thickness: (recommended 45 – 60µm)	Option 1: ½ coat followed by 1 full coat 30 – 50µm (DFT)	Option 2: 1 full closed coat followed by 1 full closed coat 40 – 60µm (DFT)	
	Between coats at 20°C: Before baking at 20°C:	5 minutes 10 minutes	5 – 10 minutes 10 minutes	
	Clean up: (Check the local regulations!) RS605/607/609 Universal Reducer or Gun cleaner (solvent)			

	<p>Air-dry at 20°C:</p> <p>Force-dry:</p>	<p>Dust Free: 45 – 60 minutes Dry to assembly: 6 – 8 hours Dry: 12 – 16 hours</p> <p>30 – 40 minutes 60°C object temperature</p>
	<p>IR-dry:</p>	<p>15 – 20 minutes (The panel must not exceed 90°C)</p>
	<p>Use suitable respiratory protection (air fed respirator is strongly recommended).</p>	
	<p>Polish:</p>	<p>Dust and minor imperfections can be polished out after the stated air-dry times have been reached, or after a full bake at 60°C object temperature, followed by a cool down of the object to ambient temperature. Before polishing, make sure the surface is well cured. Follow the instructions of the polish manufacture.</p>
	<p>Precautions: During application all health and safety measures referring to the use and handling of coating materials are to be observed, e. g. existing regulations issued by the trade associations in the Chemical Industry. For Health and Safety information please refer the Material Safety Datasheet (MSDS). Information also available on our webpage: www.valsparindustrialmix.com</p> <p>Note: The products listed are intended only for the professional user and for professional use. All recommendations given in writing on the use of our products to customers or users are not binding and do not give reasons for secondary obligations resulting from the bill of sale. Every care is taken to ensure that the technical information provided is accurate and up to date according to the present state of knowledge in science and our experience. These recommendations do not, however, exempt the customer from autonomously checking whether our products are suitable for the intend purpose. The durability of the coating system largely depends on the thorough preparation of the surface. Furthermore our uniform terms of delivery and payment are applicable.</p> <p>With the publication of this Technical Data Sheet all previous versions regarding this product are no longer valid.</p>	