

Product Information

Product Description:

FP402 is a 2K Zinc Rich Epoxy Primer with excellent adhesion on shot blasted Iron or Steel substrates. FP402 has high performance corrosion protection, with air- and force dry capabilities, chromate and lead free. This Zinc Rich Epoxy primer must be recoated with Primer or Topcoat. This product can be used as wet on wet and for higher film thicknesses up to 100µm.

Note: Make sure that the layer thickness of primer is 3 times more than the grade of shot blasted surface.

Preparation:

For more detailed information go-to TI-Substrate and Pre-treatment on Colour Retrieval System (CRS) or website www.valsparindustrialmix.com.

Substrates:

FP402 is only recommended for shot blasted Iron and steel surfaces.

Iron/steel: Abrasive shot blasting is recommended

Cleaning:

Surface must be dry and free from any contamination, e.g. oil, grease, release agents. Use AD690 Solvent Degreaser for metal substrate.

Material Description: FP402

Application Method	Minimum DFT µm	Maximum DFT µm	Minimum WFT µm	Maximum WFT µm *
Spraying equipment	30µm	100µm	50µm	130µm

* Higher thicknesses possible if given extended drying times

Topcoat:

Recoat of different VIM Products: Epoxy primer: FP400/FP401 or/and

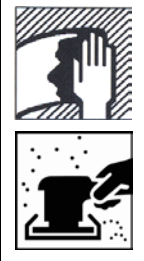

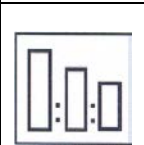
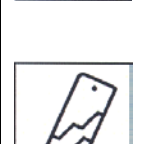




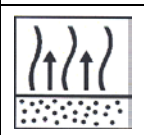

PU Topcoats: TB500/510/520/540/543/TW518/TY518





For more detailed information go-to Technical Data Sheet TB500/510/520/540/543/TW518/TY518.

Physical properties:

Chemical base	Epoxy Zinc Rich
Density (kg/l)	3,032 (Binder)
Volume solids (%)	57.4%
Weight Solids (%)	88.0%
Flash point	28,5°C
Pot life (+20°C)	Approx. 4 – 6 hours
Shelf life	Min. 24 month under normal storage conditions and unopened tins
Coverage (m ²)	Approx. 8.0m ² 40µm (DFT)
Gloss	Matt
Color	Grey
Temperature Stability	Dry Heat up to 200°C
VOC (g/l)	Max. 540g/l see CRS (VOC: 2004/42/IIB(c)540g/l)
Processing temperature	+10°C till max. +40°C, max. Humidity 85%

Application Data

	Preparation/ Cleaning:	All surfaces must be properly shot blast or sanded and cleaned Abrasive blast to EN ISO 12944, part 4 (SA 2.5) with a uniform blast profile of 20 – 50µm. Cleaning: AD690 Solvent Degreaser (metal substrate) Surface must be dry and free from any contamination, e.g. oil, grease	
	Handling:	Before use/spraying: 1. Mix mechanically (paint shaker/ mechanical stirrer) until homogeneous 2. Add Activator and Reducer 3. Stir this mixture well with a mixing stick or a (pneumatic) stirrer	
	Mixing ratio with Activator and Reducer- thick film layer: (By weight)	FP402 Zinc Rich Epoxy Primer grey AP402 EP Activator RS405 Epoxy Reducer	1000 g 84 g 25 – 40 g
	Mixing ratio with Activator and Reducer-thin film layer: (By weight)	FP402 Zinc Rich Epoxy Primer grey AP402 EP Activator RS405 Epoxy Reducer	1000 g 84 g 40 – 60 g
	Mix stick: (By volume)	Use the Mixing stick M6 Universal cm-stick (4:1+0.5)	
	Viscosity: 24 – 36 sec. (DIN4/20°C)		
	Gravity or Suction Feed: Nozzle set Spray gun “High pressure” Spray gun “Reduce pressure” HVLP (Air cap pressure) Airless/Airmix Pressure Pot	1.5 – 1.9 mm (1,5 – for thinner layers) 3.0 – 4.5 bar (42 – 65 psi) 1.5 – 2.5 bar (21 – 36 psi) 0.7 bar (10 psi) maximum 0.009 – 0.015 (see manufacture information) 1.0 – 1.5mm	
	Application: Film Thickness: (recommended 40 – 80µm)	Option 1: Wet on wet 1 full coat or ½ coat followed by 1 full coat 30 – 50µm (DFT)	Option 2: higher film build 1 full closed coat followed by 1 full coat 60 – 100µm (DFT)
	Between coats at 20°C: Before baking at 20°C:	5 minutes 10 minutes	5 – 10 minutes 10 minutes
	Clean up: (Check the local regulations!) RS405 Epoxy Reducer or Gun cleaner (solvent)		

	<p>Air-dry at 20°C:</p> <p>Force-dry:</p>	<p>Dust Free: 25 – 30 minutes Dry to assembly: 3 – 5 hours Dry: 10 – 16 hours (according to film thickness) 30 – 40 minutes / 60°C object temperature</p>
	<p>Use suitable respiratory protection (air fed respirator strongly recommended).</p>	
	<p>Over coated with:</p> <p>After min. 1hr/20°C <40µm After min. 3hr/20°C 40-80µm</p>	<p>FP400/401 and/or TB500/510/520/540/543/TW518/TY518 Topcoat (See Technical Data Sheet) After 48 hours: Sanding required (P280-P360 or scuff pad)</p>
	<p>Precautions: During application all health and safety measures referring to the use and handling of coating materials are to be observed, e. g. existing regulations issued by the trade associations in the Chemical Industry. For Health and Safety information please refer the Material Safety Datasheet (MSDS). Information also available on our webpage: www.valsparindustrialmix.com</p> <p>Note: The products listed are intended only for the professional user and for professional use. All recommendations given in writing on the use of our products to customers or users are not binding and do not give reasons for secondary obligations resulting from the bill of sale. Every care is taken to ensure that the technical information provided is accurate and up to date according to the present state of knowledge in science and our experience. These recommendations do not, however, exempt the customer from autonomously checking whether our products are suitable for the intend purpose. The durability of the coating system largely depends on the thorough preparation of the surface. Furthermore our uniform terms of delivery and payment are applicable.</p> <p>With the publication of this Technical Data Sheet all previous versions regarding this product are no longer valid.</p>	